




## Connect Your Daikin System with the DKN Cloud Wi-Fi Adaptor

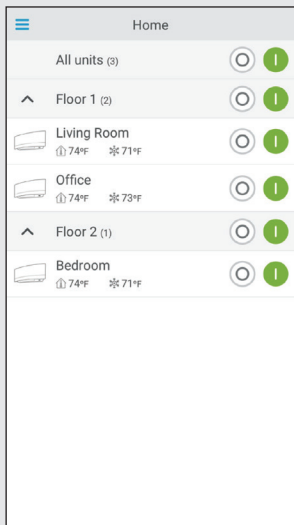
The DKN Cloud Wi-Fi Adaptor enables the remote control of your Daikin indoor units through an iOS/Android App. With the app, the DKN Cloud Wi-Fi Adaptor provides remote control and monitoring of P1P2 indoor units' ON/OFF, mode, set-point, fan speed, room temperature and error alert status from an iOS/Android smartphone. Voice control is also possible through *Google Assistance* and *Amazon Alexa*.

### System Overview

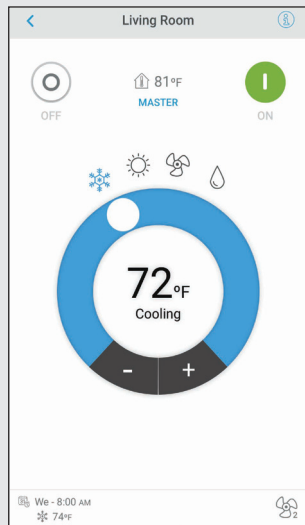
The adaptor can be connected to the indoor unit as an optional sub controller. A Daikin remote controller must be used together with the adaptor. When connected to a Daikin indoor unit (IDU) the adaptor (along with a Daikin remote controller) can monitor and control indoor units on the same P1P2 communication bus.



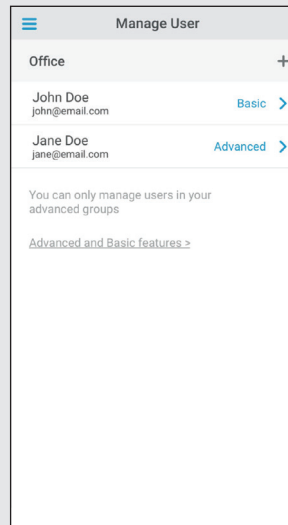
## App Features



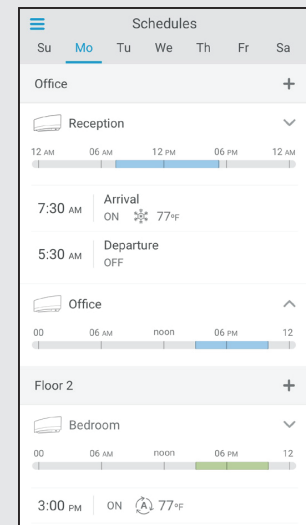
**Indoor unit control and monitoring.**  
Unlimited indoor units can be added to one account. Control indoor units as a group.



**Control and monitor indoor unit's ON/OFF, mode, set-point, fan speed, room temperature, and error status.**



**Leveled user authority options: Basic/Advanced**



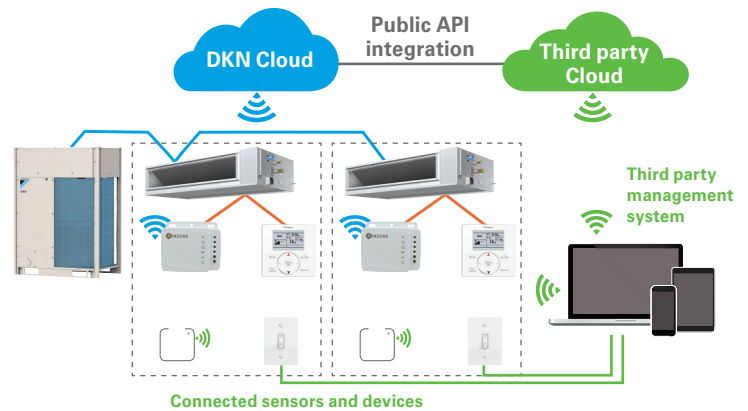
**7 Days Schedule**

## Public API Integration

The DKN Cloud NA Public API is also available for hotel and home automation integration developers. With the implementation of the Public API, third party control systems can monitor and control the DKN Cloud Wi-Fi Adaptors through Cloud integration. For example, it can be used to connect the VRV indoor unit to a hotel's connected room system and application.

## Compatibility

The DKN Cloud Wi-Fi Adaptor is compatible with all Daikin indoor unit models that communicate with the P1P2 protocol. The DKN Cloud Wi-Fi Adaptor is



also backward compatible with previous P1P2 indoor unit models.

**Note:** FXTQ\_PA(B) and FTX\_PA(B) will require an external power supply.

Series	Compatible Indoor Unit Models
Single-Zone	FDMQ_RVJU, FFQ_Q2VJU
SkyAir	FAQ_PVJU, FBQ_PVJU, FCQ_PAVJU, FHQ_PVJU, FHQ_MVJU, FTQ_PBVJU, FXAQ_TAVJU, FCQ_TAVJU, FTQ_TAVJU
VRV LIFE	CXTQ_TASBLU, FXDQ_MVJU, FXAQ_PVJU, FXEQ_PVJU, FXFQ_TVJU, FXHQ_MVJU, FXLQ_MVJU9, FXMQ_PBVJU, FXMQ_MVJU, FXNQ_MVJU9, FXSQ_TAVJU, FXTQ_TAVJUAD, FXUQ_PVJU, FXZQ_TAVJU
VRV	FXAQ_PVJU, FXDQ_MVJU, FXEQ_PVJU, FXFQ_TVJU, FXHQ_MVJU, FXLQ_MVJU9, FXMQ_PBVJU, FXMQ_MVJU, FXNQ_MVJU9, FXSQ_TAVJU, FXTQ_TAVJUAD, FXUQ_PVJU, FXZQ_TAVJU

## Installation

The DKN Cloud Wi-Fi Adaptor can be mounted on the outside or inside (if there is space) of the IDU with the double-sided tape or self-tapping screws (included in the box). The DKN Cloud Wi-Fi Adaptor should not be mounted where ambient temperatures can exceed 122° F.

Power for the DKN Cloud will be provided by the IDU X18A or X35A external adaptor connection. A 6 ft. wiring harness for power and P1P2 connection is provided with the adaptor.

To learn more about the DKN Cloud Wi-Fi Adaptor, contact your local sales representative, or visit [www.daikincity.com](http://www.daikincity.com) and/or [www.daikinac.com](http://www.daikinac.com)

*Google, Google Assistant, and all related logos are trademarks of Google, or its affiliates.*

*Amazon, Alexa, and all related logos are trademarks of Amazon.com, Inc. or its affiliates.*



Our continuing commitment to quality products may mean a change in specifications without notice.

© 2019 **DAIKIN NORTH AMERICA LLC** · Houston, Texas · USA · [www.daikincomfort.com](http://www.daikincomfort.com) or [www.daikinac.com](http://www.daikinac.com)

PF-DKNCLOUD 08-19