



Submittal Data Sheet  
 1.0-Ton wall mount unit with Heat Pump  
 FTXB12BXVJURXB12BXVJU

MODEL	INDOOR UNIT		FTXB12B	
	OUTDOOR UNIT		RXB12B	
			Cooling	Heating
Rated Capacity (Min. ~ Max.)	kW		3.22 (1.30 - 3.90)	3.31 (1.30 - 4.81)
	Btu/h		11000 (4400 - 13300)	11300 (4400 - 16400)
Moisture Removal	gal/h		0.18	
Rated Running Current	A		3.22	4.55
Rated Power Consumption	W		1294	1004
EER2	Btu/h/W		8.5	N/A
SEER2			18.0	N/A
COP	W/W		N/A	3.30
HSPF2			N/A	9.0
Piping Connections	Liquid	inch (mm)	1/4" (6.35)	
	Gas	inch (mm)	3/8" (9.52)	
Refrigerant	Type		R410A	
	Charge	lbs (kg)	2.09 (0.95)	
Max. Interunit Piping Length	ft (m)		65-5/8 (20)	
Max. Interunit Height Difference	ft (m)		32-13/16 (10)	
Chargeless	ft (m)		32-13/16 (10)	
Amount of Additional Charge of Refrigerant	oz/ft (g/m)		0.21 (20)	
Drawing No.			3D143694C	
INDOOR UNIT			FTXB12B	
Front Panel Colour			WHITE	
Airflow Rate	Turbo	CFM	473	
	High	CFM	436	412
	Medium	CFM	316	
	Low	CFM	247	
	Quiet	CFM	132	210
Sound Pressure Level (H/M/L/Q)	dBA		45/37/31/19	43/36/30/26
Fan	Type		CROSS FLOW	
	Drive		DIRECT	
	Speed		3 STEPS, QUIET, AUTO, TURBO	
Fan Motor	Type		DIRECT CURRENT	

Daikin Comfort Technologies North America, Inc 19001 Kermier Rd Waller TX 77484  
 Daikin City Generated Submittal Data [www.daikincomfort.com](http://www.daikincomfort.com) or [www.daikinac.com](http://www.daikinac.com)

(Daikin's products are subject to continuous improvements. Daikin reserves the right to modify product design, specifications, and information in this data sheet without notice and without incurring any obligations)



Submittal Data Sheet

1.0-Ton wall mount unit with Heat Pump

FTXB12BXVJURXB12BXVJU

	<b>Motor Output</b>	<b>W</b>	22	
	<b>Running Current (Rated)</b>	<b>A</b>	0.10	
	<b>Power Consumption (Rated)</b>	<b>W</b>	29	
<b>Air Direction Control</b>			UP, DOWN, LEFT, RIGHT	
<b>Air Filter</b>			CATECHIN	
<b>Dimensions (H x W x D)</b>		<b>inch (mm)</b>	11-1/3 x 30-5/16 x 9-3/16 (288 x 770 x 234)	
<b>Weight</b>		<b>lbs (kg)</b>	21.4 (9.7)	
<b>Condensate Drain Size</b>		<b>inch (mm)</b>	5/8 (16)	
<b>OUTDOOR UNIT</b>			<b>RXB12B</b>	
<b>Casing Colour</b>			IVORY WHITE	
<b>Airflow Rate</b>	<b>High</b>	<b>CFM</b>	1051	966
<b>Sound Pressure Level</b>		<b>dBA</b>	48	
<b>Fan</b>	<b>Type</b>		PROPELLER	
	<b>Drive</b>		DIRECT	
<b>Fan Motor</b>	<b>Type</b>		DIRECT CURRENT	
	<b>Index of protection (IP)</b>		24	
	<b>Insulation Grade</b>		E	
	<b>Running Current (Rated)</b>	<b>A</b>	0.61	
	<b>Power Consumption (Rated)</b>	<b>W</b>	46	
	<b>Motor Output</b>	<b>W</b>	26	
	<b>Poles</b>		8	
<b>Compressor</b>	<b>Type</b>		HERMETIC SWING	
	<b>Model</b>		1YC23AUXDA	
	<b>Oil type</b>		DAPHNE FVC50K	
	<b>Oil amount</b>	<b>oz (cm3)</b>	12.4 (375)	
<b>Heat Exchanger Type</b>			FIN TUBE	
<b>Dimensions (H x W x D)</b>		<b>inch (mm)</b>	21-11/16 x 26-1/2 x 11-3/16 (550 x 675 x 284)	
<b>Weight</b>		<b>lbs (kg)</b>	62 (28)	
COOLING			HEATING	
INDOOR: 80°FDB (26.7°CDB) / 67°FWB (19.4°CWB)			INDOOR: 70°FDB (21.1°CDB)	
OUTDOOR: 95°FDB (35°CDB)			OUTDOOR: 47°FDB (8.3°CDB) / 43°FWB (6.1°CWB)	

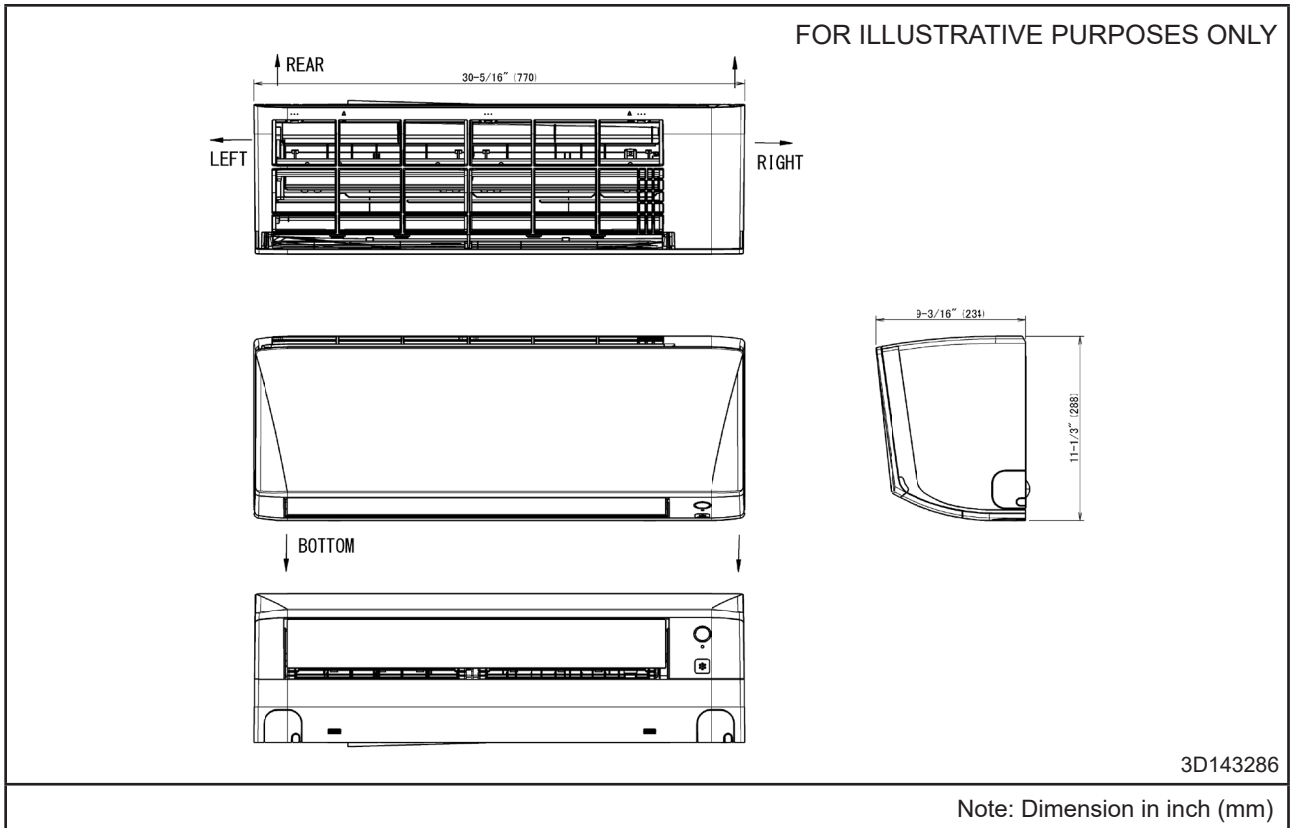
Daikin Comfort Technologies North America, Inc 19001 Kermier Rd Waller TX 77484  
 Daikin City Generated Submittal Data [www.daikincomfort.com](http://www.daikincomfort.com) or [www.daikinac.com](http://www.daikinac.com)

(Daikin's products are subject to continuous improvements. Daikin reserves the right to modify product design, specifications, and information in this data sheet without notice and without incurring any obligations)

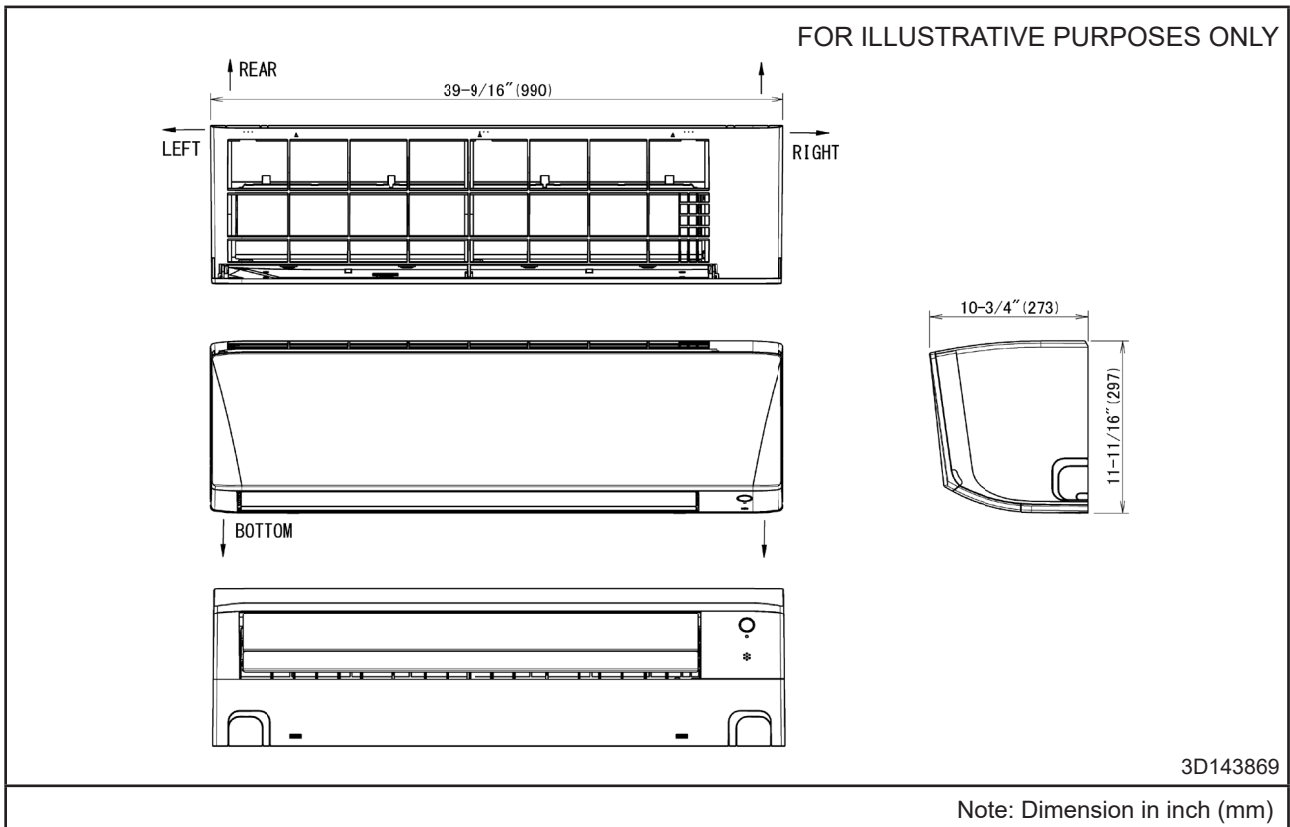
# Dimensions

## Indoor Unit

Model : FTXB09/12B

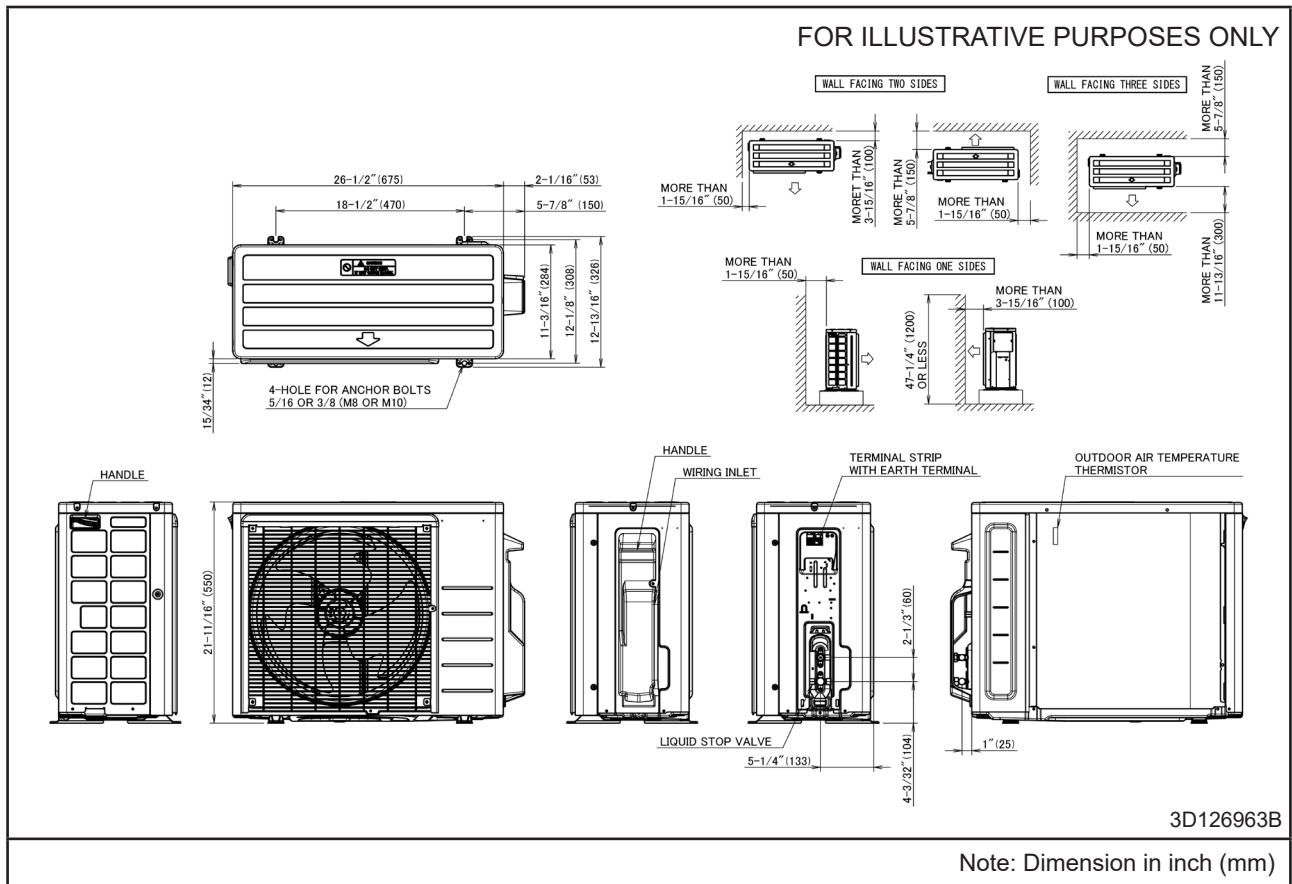


Model : FTXB18/24B

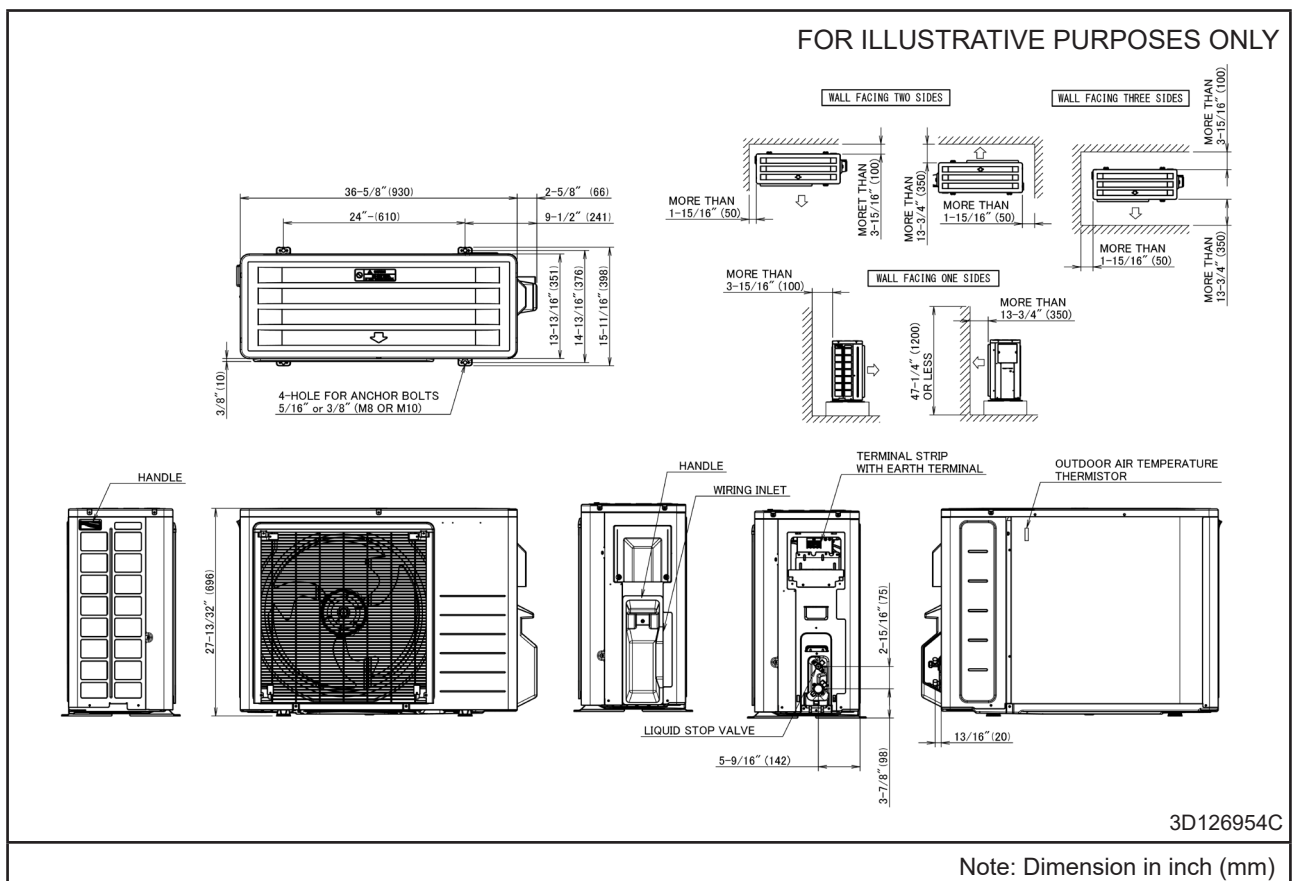


# Outdoor Unit

Model : RXB09/12B



Model : RXB18/24B



# Electric Characteristic

Unit Combination		Power Supply				COMP		OFM		IFM	
Indoor Unit	Outdoor Unit	Hz-Volts	Voltage Range	MCA	MOP	RHz	A	kW	MOC	kW	MOC
FTXB09B	RXB09B	60Hz-208V	MAX. 60Hz 253V MIN. 60Hz 187V	12.35	15	88	4.34	0.026	0.60	0.022	0.35
		60Hz-230V									
FTXB12B	RXB12B	60Hz-208V	MAX. 60Hz 253V MIN. 60Hz 187V	12.40	15	96	5.57	0.026	0.61	0.022	0.40
		60Hz-230V									
FTXB18B	RXB18B	60Hz-208V	MAX. 60Hz 253V MIN. 60Hz 187V	16.55	20	90	8.17	0.055	1.30	0.039	0.55
		60Hz-230V									
FTXB24B	RXB24B	60Hz-208V	MAX. 60Hz 253V MIN. 60Hz 187V	16.55	20	104	10.67	0.055	1.30	0.039	0.55
		60Hz-230V									

**Symbols:**

- MCA : Minimum Circuit Amps (A)
- MOP : Maximum Overcurrent Protection (A)
- COMP : Compressor
- RHz : Rated Operating Frequency (Hz)
- A : Compressor Input Current (A)
- OFM : Outdoor Fan Motor
- IFM : Indoor Fan Motor
- kW : Fan Motor Rated Output (kW)
- MOC : Maximum Operating Current (A)

**Notes:**

1. RHz is the max frequency that comes in cooling operation and heating operation.
2. RLA is the max current that comes in cooling operation and heating operation.
3. Maximum allowable voltage that is unbalance between phases is 2%.
4. Select wire size based on the larger value of MCA.
5. Use circuit breaker instead of fuse

3D142347A